

Financial Report Dashboard - March 2013

	YTD		Variance	
	Actual	Budget	\$	%
Mar-13				
Revenue	528,433	558,568	30,135	5.4%
Expense	488,593	558,568	69,975	12.5%
Net Revenue	39,839	-		

FY 2012 to FY 2013 YTD COMPARISON				
	3/31/2012	#####	Variance	
			\$	%
Mar-13				
Revenue	441,933	528,433	86,500	16.4%
Expense	445,922	488,593	42,671	8.7%
Net Revenue	-3,990	39,839	43,829	110.0%

REVENUE BREAKDOWN				
	Actual	Budget	Variance	
			\$	%
Mar-13				
Grants and Contracts	500,509	467,077	3,944	2.6%
Foundations	2,446	4,167	-2,990	-71.7%
Fund Raising	5,449	6,000	-409	-81.8%
State	20,028	55,728	-19,441	-71.6%
Other	-	-	0	
Donated Rent and Services	-	-	-	
Total	528,433	532,972	-18,896	-10.1%

EXPENSE BREAKDOWN				
	Actual	Budget	Variance	
			\$	%
Mar-13				
Personnel Expenses	328,582	334,242	-15,140	-12.4%
Other Expenses	160,011	193,669	-22,864	-35.6%
Total Expenses	488,593	527,911	-38,004	-20.4%

CASH POSITION				
	3/31/2012	3/31/2013	Variance	YTD
			\$	%
Total	476,937	531,102	54,165	10.2%

ACCOUNTS RECEIVABLE				
	3/31/2012	3/31/2013	Variance	
			\$ or %	
Total	407,972	480,214	72,242	
0 - 30 days	35.64%	61.28%	25.64%	
31 - 60 days	25.20%	26.09%	0.89%	
61 - 90 days	14.66%	12.63%	-2.03%	
91-120 days	3.40%		-3.40%	
> 120 days	21.10%		-21.10%	

FY 2012 KEY INDICATORS				
	3/31/2012	3/31/2013	Variance	
			#	%
Days Cash	468	499	31	6.2%
Current Ratio	4.35	4.50	0.15	3.3%

BALANCE SHEET				
	3/31/2012	3/31/2013	Variance	
			\$	%
Assets	948,067	1,019,736	71,669	7.6%
Liabilities	217,790	226,815	9,025	4.1%
Total Net Assets	730,277	792,920	62,644	8.6%
Liabilities + Net Assets	948,067	1,019,736	71,669	7.6%

Migrant Clinicians Network
Statement of Revenues and Expenditures
From 3/1/2013 Through 3/31/2013

	Current Period Actual	February 2012	March 2012	Average for Year
Total Revenue	176,939.74	167,292.69	146,587.64	176,144.17
Expense				
Total Salaries	88,844.63	87,256.59	79,533.49	89,276.28
Total Fringe	23,240.00	19,592.98	16,409.76	20,251.20
Total Travel	7,263.51	8,433.31	6,619.29	12,045.33
Total Supplies	14,865.06	684.17	2,304.99	6,379.27
Computer Consulting Al-tec	6,731.00	5,833.00	7,122.69	
Contractual - Program	5,507.88	8,821.18	10,123.50	
Contractual-Bertha Armendariz	3,020.00	2,400.00	2,400.00	
Contractual - Theresa Lyons	3,333.66	3,333.00	3,333.33	
Computer - Website	9,386.98	101.59	1,217.50	
Webinars	833.61	0.00	0.00	
Stipends	0.00	0.00	6,150.00	
Healthnet Contractor	0.00	0.00	2,561.50	
Total Contractual	28,813.13	20,488.77	33,358.52	20,838.81
Building Use - Rent-Utilities	8,652.92	7,260.10	8,380.18	
Postage & Shipping	634.54	193.74	1,251.47	
Telephone	3,208.34	2,431.64	2,937.72	
Ins Liab - Fees	1,709.43	1,515.55	783.68	
Printing	490.55	-14.50	501.78	
Total Other	14,695.78	11,386.53	13,854.83	14,073.48
Total Expense	177,722.11	147,842.35	152,080.88	162,864.37
Net Revenue	-782.37	19,450.34	-5,493.24	13,279.80

Migrant Clinicians Network
Balance Sheet - EP - Bal Sheet Monthly
As of 3/31/2013

	Current Year	Prior Year	Current Year % Change
Assets			
Current Assets			
Cash			
Treaty Oaks Bank	45,968.94	65,078.65	-29.36
Treaty Oaks Investment	60,363.61	60,382.58	-0.03
Treaty Oak - Savings Account	121,658.72	50,566.24	140.59
Evolve	97,761.27	97,696.24	0.07
Evolve - MW CD	205,049.50	202,913.07	1.05
Petty Cash	300.00	300.00	0.00
Total Cash	531,102.04	476,936.78	11.36
Accounts Receivable	480,234.30	458,843.98	3.70
Other Current Assets			
Prepaid Expenses	8,399.22	12,286.08	-31.64
Total Other Current Assets	8,399.22	12,286.08	-31.64
Total Current Assets	1,019,735.56	948,066.84	7.08
Total Assets	1,019,735.56	948,066.84	7.08
Liabilities			
Current Liabilities			
Accounts Payable	42,251.35	44,926.65	-5.95
Payroll Liabilities	36,887.36	44,559.69	-17.22
Vacation Accrual	80,146.52	49,660.27	61.39
Unearned Revenue	67,529.35	78,643.19	-14.13
Refundable Advances	0.50	0.50	0.00
Total Current Liabilities	226,815.08	217,790.30	4.14
Total Liabilities	226,815.08	217,790.30	4.14
Fund Assets			
Retained Earnings			
Total Retained Earnings	730,682.79	670,012.06	9.06
Net Income	62,237.69	60,264.48	3.27
Total Fund Assets	792,920.48	730,276.54	8.58
	1,019,735.56	948,066.84	
Current Ratio	4.50	4.35	

Migrant Clinicians Network
Statement of Revenues and Expenditures
From 3/1/2013 Through 3/31/2013

	Current Period Actual	Current Period Budget	Current Year Actual	Total Budget - Original	Percent Total Budget
Total Revenue	176,939.74	186,189.33	528,432.51	2,234,272.00	0.24
Expense					
Salaries	88,844.63	93,838.42	267,828.84	1,126,061.00	0.24
Fringe	23,240.00	28,151.50	60,753.60	337,818.00	0.18
Travel	7,263.51	12,345.67	36,135.98	148,148.00	0.24
Supplies	14,865.06	3,613.92	19,137.81	43,367.00	0.44
Contractual	28,813.13	30,606.83	62,516.44	367,282.00	0.17
Other	14,695.78	17,633.00	42,220.43	211,596.00	0.20
Total Expense	177,722.11	186,189.33	488,593.10	2,234,272.00	0.22
Net Revenue	-782.37		39,839.41		0.25

Migrant Clinicians Network
Statement of Revenues and Expenditures
From 3/1/2013 Through 3/31/2013

Income and Expense

Our salaries are going to be in this range for 2013. They will continue to fluctuate due to length of the month (for hourly employees) and time spent by part time employees (Dr. Zuroweste and Ms. Kugel). We have a couple of positions and have another one coming.

Rent includes utilities and our CA and MD offices.

Supplies consist mostly of software - anti-virus for all computers, Atlas TI for increasing evaluation needs, and more 'seats' for our Adobe Connect. Our webinar series has been hovering between 150 and 200 each!

The web expense was not billed to us until March, so January and February are reflected here.

Balance Sheet

The A/P and Payroll was paid on the 5th of the following month. A drawdown to cover the majority of those costs was done the same day.

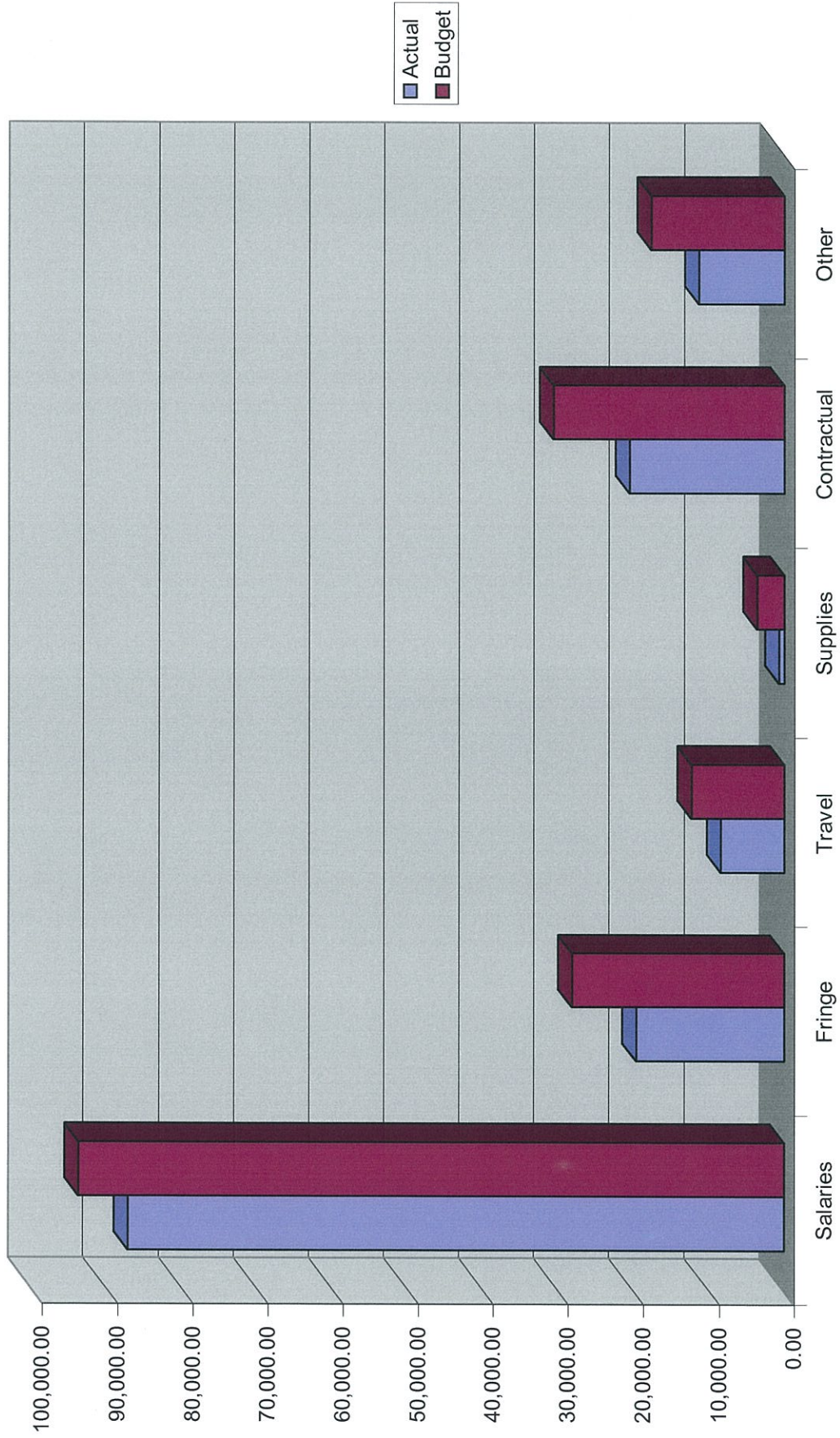
The current ratio remains good.

Prepaid expense includes those expenses (insurance on the building and maintenance fees on software, rent, portions of telephone, insurance and other items)


Budget

We are on budget overall.

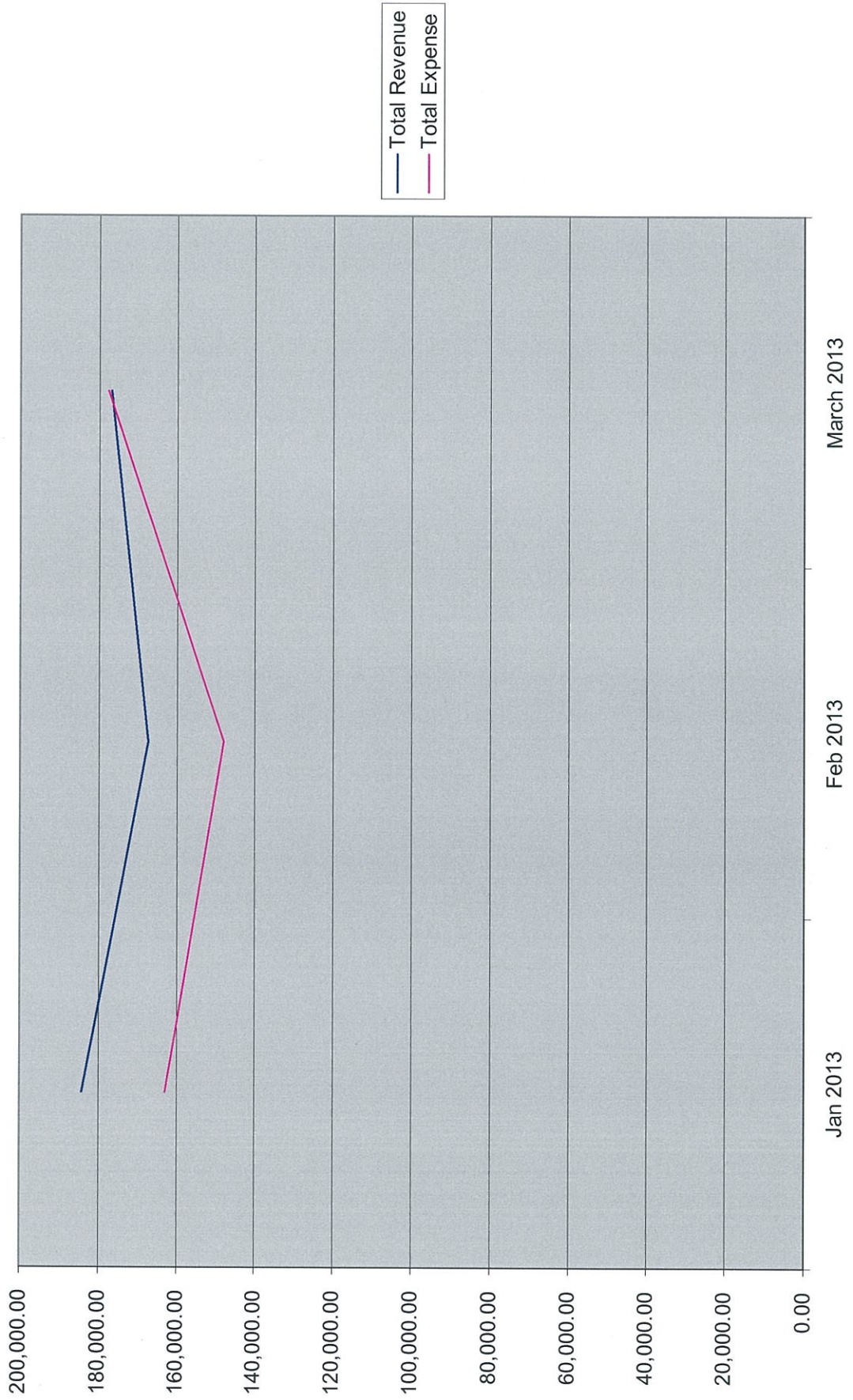
Budget v Actual March 2013



Budget v Actual through March 2013



Revenue v Expense - Jan - Mar 2013



Revenue v Expense by Quarter

